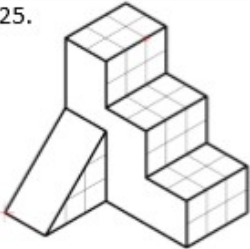
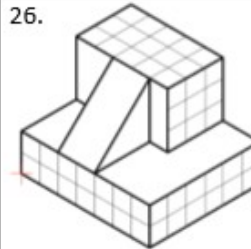
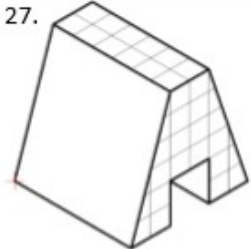
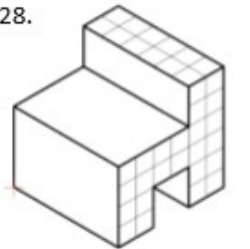
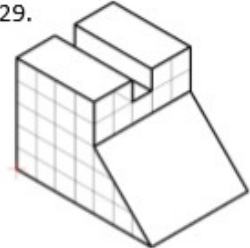
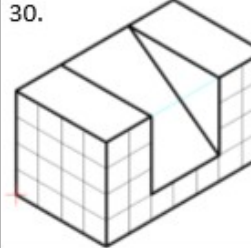
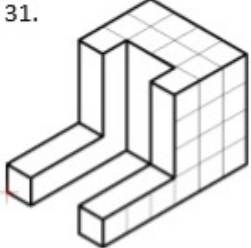
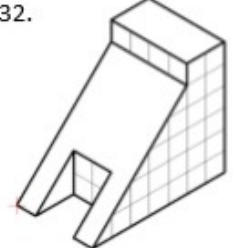
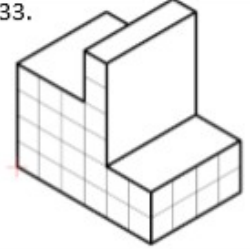
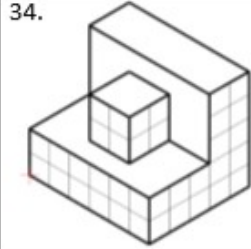
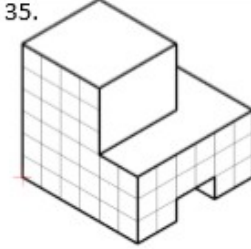
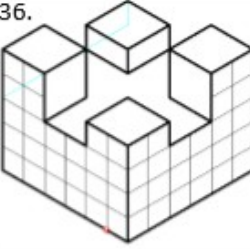
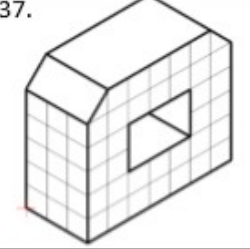
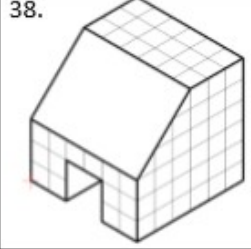
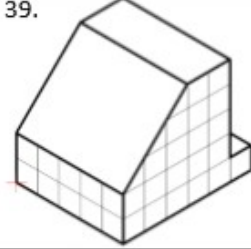
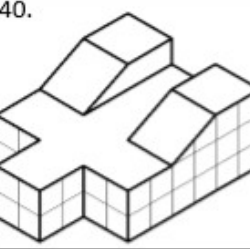
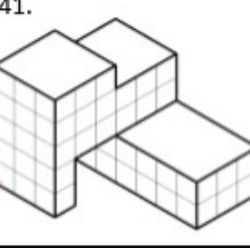
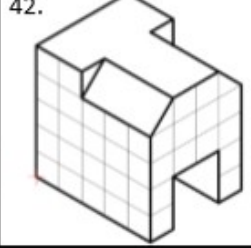
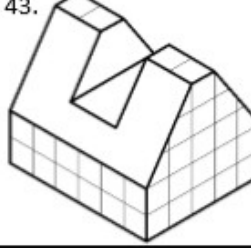
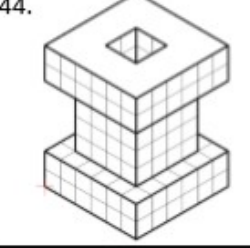
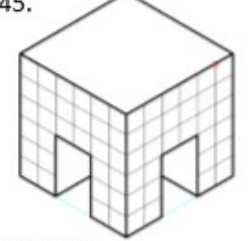
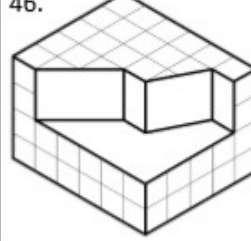
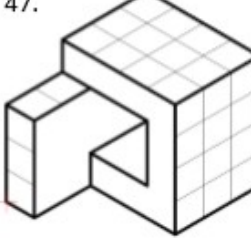
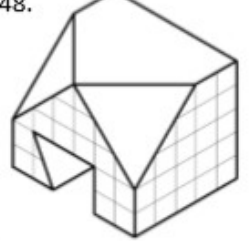


EJERCICIOS PARA PREPARAR LA RECUPERACIÓN DE LA PRIMERA EVALUACIÓN DE TECNOLOGÍA PARA LOS ALUMNOS QUE LA TIENEN PENDIENTE DE 3º ESO

1. Obtén las vistas de las siguientes piezas. Haz sólo las pares (26, 28, etc)

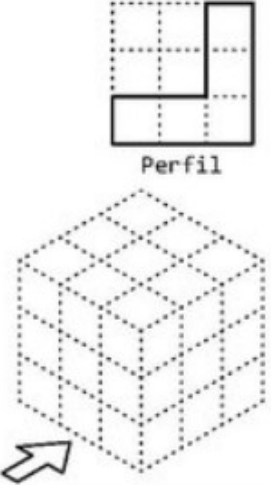
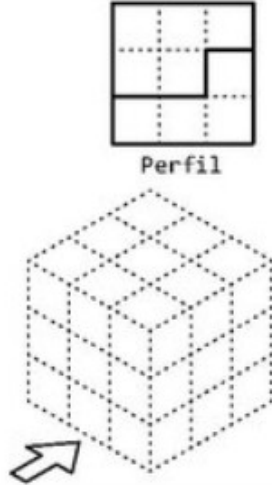
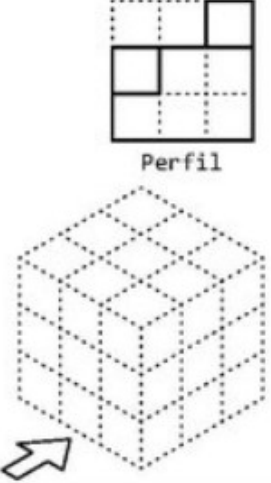
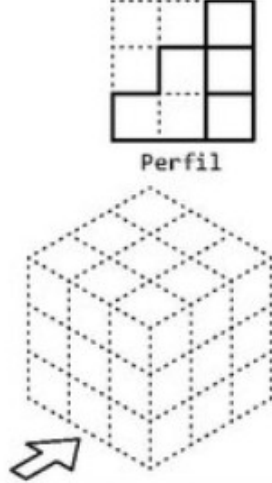
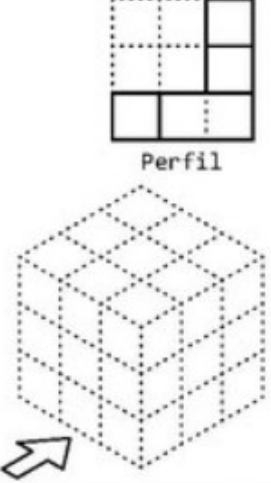
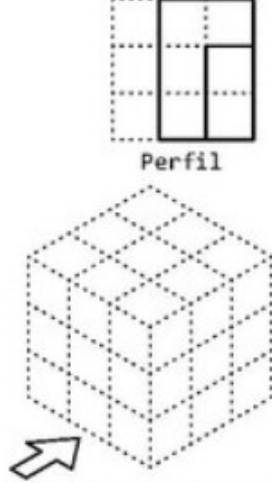
TECNOLOGIA. VISTAS. FICHA 2. NIVEL INTERMEDIO		ALUMNO:	
25. 	26. 	27. 	28. 
29. 	30. 	31. 	32. 
33. 	34. 	35. 	36. 
37. 	38. 	39. 	40. 
41. 	42. 	43. 	44. 
45. 	46. 	47. 	48. 

2. Obtén la perspectiva isométrica de las siguientes piezas

VISTAS 01 IZQ.

Nombre:

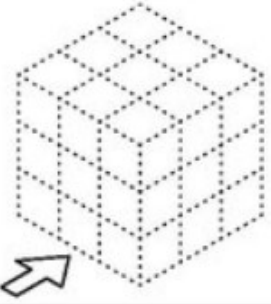


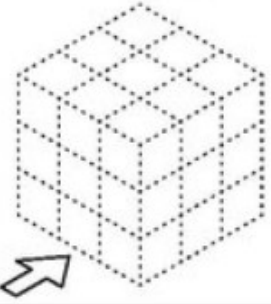
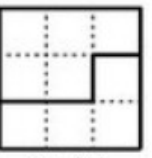
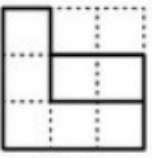
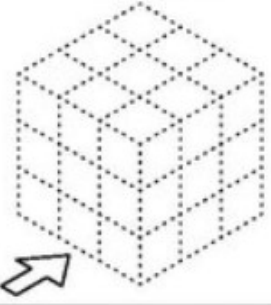
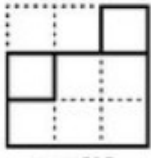
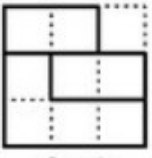
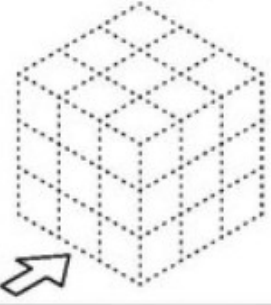
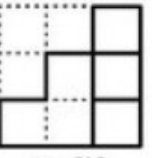
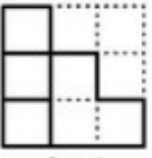
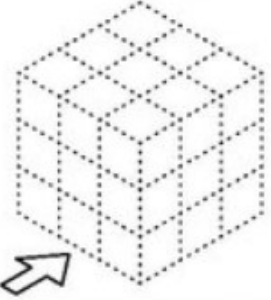

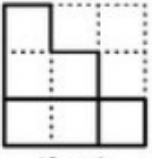
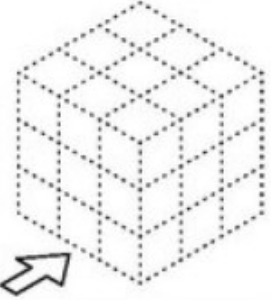
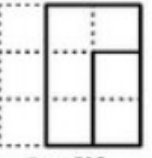
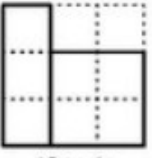
Curso:

 <p>Perfil</p> <p>Alzado</p> <p>Planta</p>	 <p>Perfil</p> <p>Alzado</p> <p>Planta</p>
 <p>Perfil</p> <p>Alzado</p> <p>Planta</p>	 <p>Perfil</p> <p>Alzado</p> <p>Planta</p>
 <p>Perfil</p> <p>Alzado</p> <p>Planta</p>	 <p>Perfil</p> <p>Alzado</p> <p>Planta</p>

VISTAS 01 IZQ.

Nombre:

Curso:

 <p>Perfil</p>  <p>Alzado</p>  <p>Planta</p>	 <p>Perfil</p>  <p>Alzado</p>  <p>Planta</p>
 <p>Perfil</p>  <p>Alzado</p>  <p>Planta</p>	 <p>Perfil</p>  <p>Alzado</p>  <p>Planta</p>
 <p>Perfil</p>  <p>Alzado</p>  <p>Planta</p>	 <p>Perfil</p>  <p>Alzado</p>  <p>Planta</p>